

**North Humberside
Motor Club Ltd**

present the

JOHN OVEREND MEMORIAL STAGES RALLY
AND

THE MELBOURNE JUNIOR RALLY



**Melbourne Airfield
Sunday 12th May 2019**

A round of:

- The 2019 Roadrunner Phoenix Awards ANEMMC Stage Rally Championship
- The Wemix Concrete Ltd EMAMC Stage Rally Championship 2019
- The ANWCC Stage Rally Championship 2019
- The Yokohama Tyres Senior F1000 Championship 2019
- The Melbourne Challenge 2019
- The Junior 1000 Championship 2019

ROAD BOOK



COMPETITOR SAFETY INFORMATION

First Competitor on Scene

If the competitor is still in the vehicle and the vehicle is on fire **GET THEM OUT IMMEDIATELY.**

If the competitor is still in the vehicle, is responsive and there is no risk of fire:

- Approach from the front, look them in the eyes
- Do they seem aware of their surroundings?
- Speak to them, ask their name - do they respond?
- Any pain, loss of feeling - if yes keep them where they are!
- Keep them calm and keep them talking.
- **DO NOT MOVE THEM UNTIL PROFESSIONAL HELP ARRIVES.**
- Do nothing else

If the competitor is still in the vehicle, is unresponsive and there is no risk of fire:

- Stop any life threatening bleeding by applying direct pressure/ plugging the wound
- Ensure an open airway
- Immobilise the head and c-spine (neck)
- Check if they are breathing
- Treat any non-life threatening bleeding

DO NOT REMOVE THEIR HELMET UNLESS THERE IS NO OTHER WAY TO ENSURE AN OPEN AIRWAY.

If the competitor is out of the vehicle:

- Do not grab hold of them - they might be unaware of what is happening and become combative.
- Guide them to a place of safety away from the incident and other competitors.
- Speak to them, ask if they are OK?
- Keep someone with them.
- Once in a safe place, assess them for injuries:
- Are they aware of their surroundings?
- Any signs of injury / are they experiencing pain?
- **DO NOT LET THEM WANDER AROUND, BUT KEEP THEM UNDER OBSERVATION**

Afterwards please write a short report for the organisers and either hand it to the first control official that you reach or to Rally HQ. This report should cover the facts as you know them and include times of the incident starting and when you left the scene; always include your own details so that the organisers can, if necessary, contact you.

NORTH HUMBERSIDE MOTOR CLUB LTD
THE JOHN OVEREND MEMORIAL STAGES RALLY
AND
THE MELBOURNE JUNIOR RALLY
Sunday 12th May 2019

Welcome to the 2019 John Overend Memorial Stages and Melbourne Junior Rallies, we hope you have a good day.

ACCIDENT & SAFETY PROCEDURE (Motorsport UK Regulation R25.4)

Competitors must carry an A4-size white board with a red SOS on one side and black OK on the other (letters to be a minimum of 12cm high with a minimum stroke width of 1.5cm), with means to secure them on display for oncoming Competitors.

In the case of an accident where urgent medical attention is required, the red SOS sign should be displayed as quickly as possible to alert following cars and aid any helicopter attempting to assist.

Any crew that sees a red SOS sign displayed on a car, or sees a major accident where both crew members are inside the car but not displaying the SOS sign, must immediately and without exception stop to give assistance.

All following cars must also stop and the second car arriving at the scene must inform the next radio point. Subsequent cars must leave a clear route for emergency vehicles. The Clerk of the Course may award a discretionary time to any Competitor delayed in such circumstances. Any crew which is able to but fails to comply with the rule will be reported to the Clerk of the Course who may impose penalties.

In the case of an accident where medical intervention is not required, the OK sign must be clearly shown to following vehicles, and to any helicopter attempting to assist. If the crew leave the vehicle, the OK sign must be left clearly visible to other Competitors. Any crew failing to comply will be subject to a penalty at the Clerk of the Course's discretion.

Competitors who misuse the SOS or OK signs will be penalised and may be reported to Motorsport UK for further action.

Each competing car must carry a Red Warning Triangle, which in the event of a car stopping on a special stage, must be placed in a conspicuous position by a member of the crew, at least 50 m before the car's position to warn following drivers. This triangle must be placed even if the stopped car is off the road. Any crews failing to comply may be subject to a penalty at the discretion of the Clerk of the Course.

Any crew retiring from the rally must report such retirement to the organisers as soon as possible, save in case of force majeure. Any crew failing to comply will be subject to a penalty at the Clerk of the Course's discretion.

When stopping in accordance with regulation R 25.4, position your car as safely as possible – do not become another accident.

One crew member should ensure that the warning triangle/SOS Board is displayed prominently and alert on-coming competitors **WHO MUST STOP TO ASSIST.**

Do not put yourself at risk.

One crew member should try to collect the following information:-

PRIMARY

Competitor Number

Location of incident (for example, ½ mile after post 4)

Number of persons injured

Nature of injuries

Nature of accident (for example: car rolled, hit a tree, rock, etc.)

SECONDARY

Position of vehicle (for example: in ditch, in trees, on its side, roof, etc.)

Potential hazards (for example: fuel leakage, debris from the incident, spectators)

When the next competitor arrives, pass on all the information you have managed to collect – in written form if possible (do not wait to collect it all) and tell them to proceed to the next radio point and make a report.

Enlist the help of any subsequent competitors and/or spectators arriving at the incident to protect the scene, without endangering themselves, being careful to ensure an access way to the incident for the emergency services.

When the emergency services arrive, pass on all the information you have gathered to the Doctor, Paramedic, or Rescue Crew Chief.

If you arrive at an accident where there are people already on the scene providing the above, render assistance where you can.

If you come across an OK board on display, please report the location to the stage finish control.

RED FLAGS

The event is using **red flags** (Motorsport UK Year Book, R. 24.4.5 and R 25.6.4).

Red flags are used where extreme circumstances make it necessary to neutralise the competition e.g. where spectator safety is compromised, or to authorise the movement of noncompeting or rescue vehicles. Red flags are located at every mandatory Radio Point (mandatory radio points are shown on the stage maps, and shown by radio boards on the stage).

Red Flags will be displayed at all mandatory Radio Points preceding the incident, only on the specific instruction of the Clerk of the Course or Stage Commander.

Red Flags will be prominently displayed (held out steady not waved) by a designated marshal who will wear a marshals' tabard.

On passing a Red Flag displayed by a marshal wearing a marshals' tabard, the driver MUST immediately and significantly reduce speed as well as being prepared to stop at any time; at no time must they overtake any safety vehicle they encounter on the special stage route. The driver must then follow the instructions of any marshals and/or stage safety personnel and maintain this reduced speed until leaving the special stage.

Failure to comply with this rule will incur a penalty at the discretion of the Clerk of the Course.

The Provisional Programme is as follows

Stages 1 & 2	Plan A
Stages 3 & 4	Plan B
Approx 1 hour break to allow stage turn around (MSA stipulation)	
Stages 5 & 6	Plan C
Stages 7 & 8	Plan D

Drivers Briefing

There will be a drivers briefing for each event, **both** members of each crew must attend, your first time card will be issued after the briefing. Times for the briefings will be on the notice board.

Timing and Time Cards

For the John Overend Memorial Stages Rally, time cards will be collected at the card collection control at the end of EACH stage, where you will be issued your next Time Card and your due time at the next arrival control.

For the Melbourne Junior Rally, there is a target time from the end of the first stage of each pair to the arrival control for the second stage of the pair (i.e. stage 1 to stage 2, stage 3 to stage 4, etc.).

Target times are shown on the time cards. Time cards will be collected after stages 2, 4, 6, and 8. At these card collection points you will be issued with your due time at the next arrival control.

All stages will be using 30 second starts

Two cars will be due at each stage arrival on the same minute.

Lap and Merge Boards

These boards are positioned approximately 75m before each hazard and at the point of splitting or merging, they are interspaced by equidistant motorway style //, / countdown markers. Diagrams of a lap and merge junction are on the Official Notice Board.

Chicanes

Chicane diagram boards are located approximately 50m before each chicane. They will only have the front wall marked with a RED & WHITE chevron board as per drawing 29.1.1 on Page 333 of the 2017 MSA Year Book. Diagrams of the two different chicanes are also on the Official Notice Board.

These chicanes are marshalled all day, they are wide enough not to cause damage (if approached with caution) and any damage caused to them will be rebuilt.

You are reminded that hitting or shortcutting a chicane may result in a 30 second penalty (SR20 and 21)

Results

Results will be displayed as the day progresses, please check your times regularly. If you have any queries please fill in a query form (at the back of this booklet) and hand it to the results team or the card collection staff located at the time card collection control. The answer to your query will be displayed on the **Official Notice Board**.

RESULTS WILL BE MADE FINAL ON THE AIRFIELD , THE AWARDS PRESENTATION WILL TAKE PLACE IN FRONT OF THE DOCUMENTATION OFFICE

Speed limits

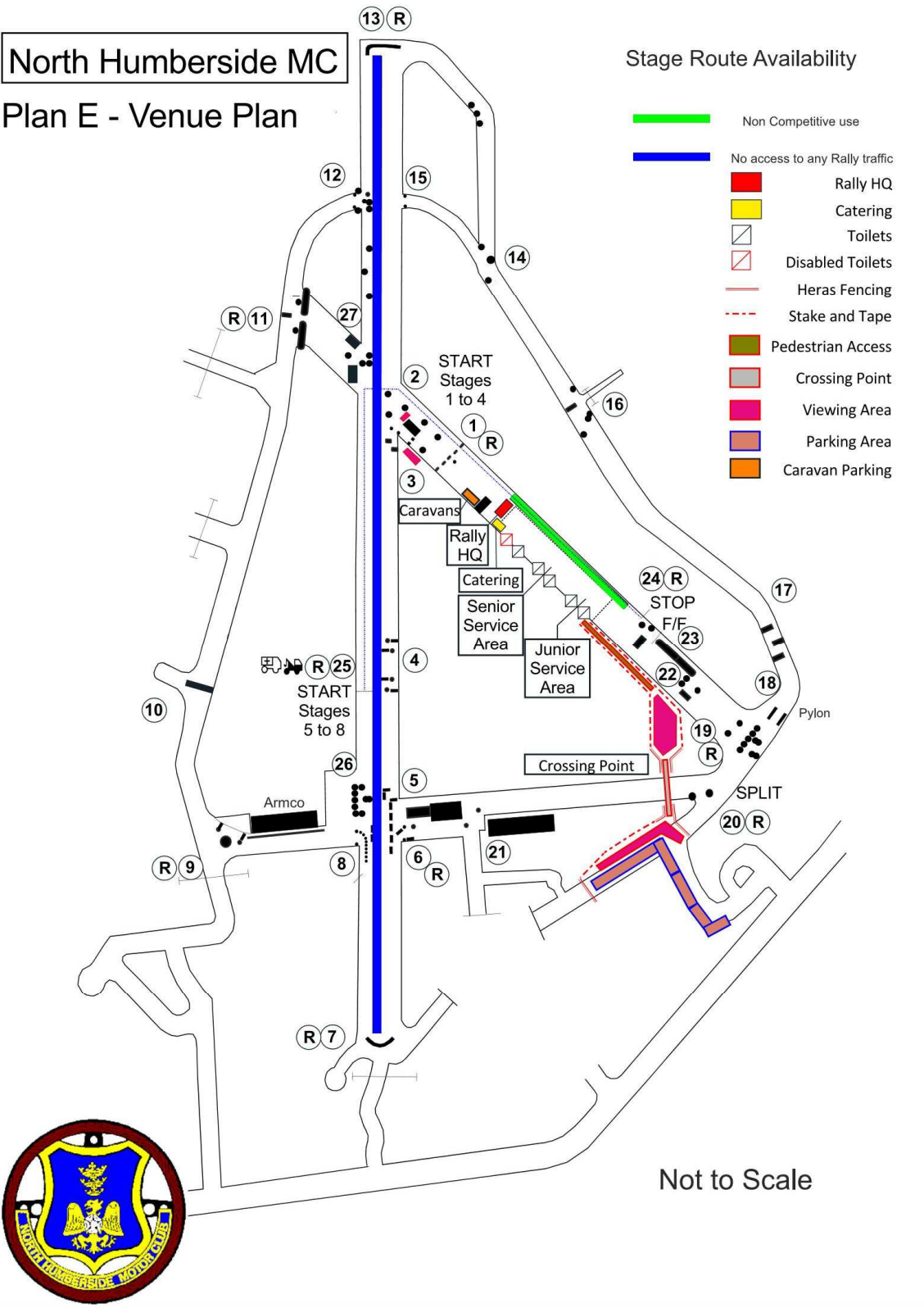
You are reminded to observe a strict maximum speed of **15mph** within the confines of the service area and going to and from the stages.

North Humberstone MC

Plan E - Venue Plan

Stage Route Availability

-  Non Competitive use
-  No access to any Rally traffic
-  Rally HQ
-  Catering
-  Toilets
-  Disabled Toilets
-  Heras Fencing
-  Stake and Tape
-  Pedestrian Access
-  Crossing Point
-  Viewing Area
-  Parking Area
-  Caravan Parking



Not to Scale



North Humberside MC

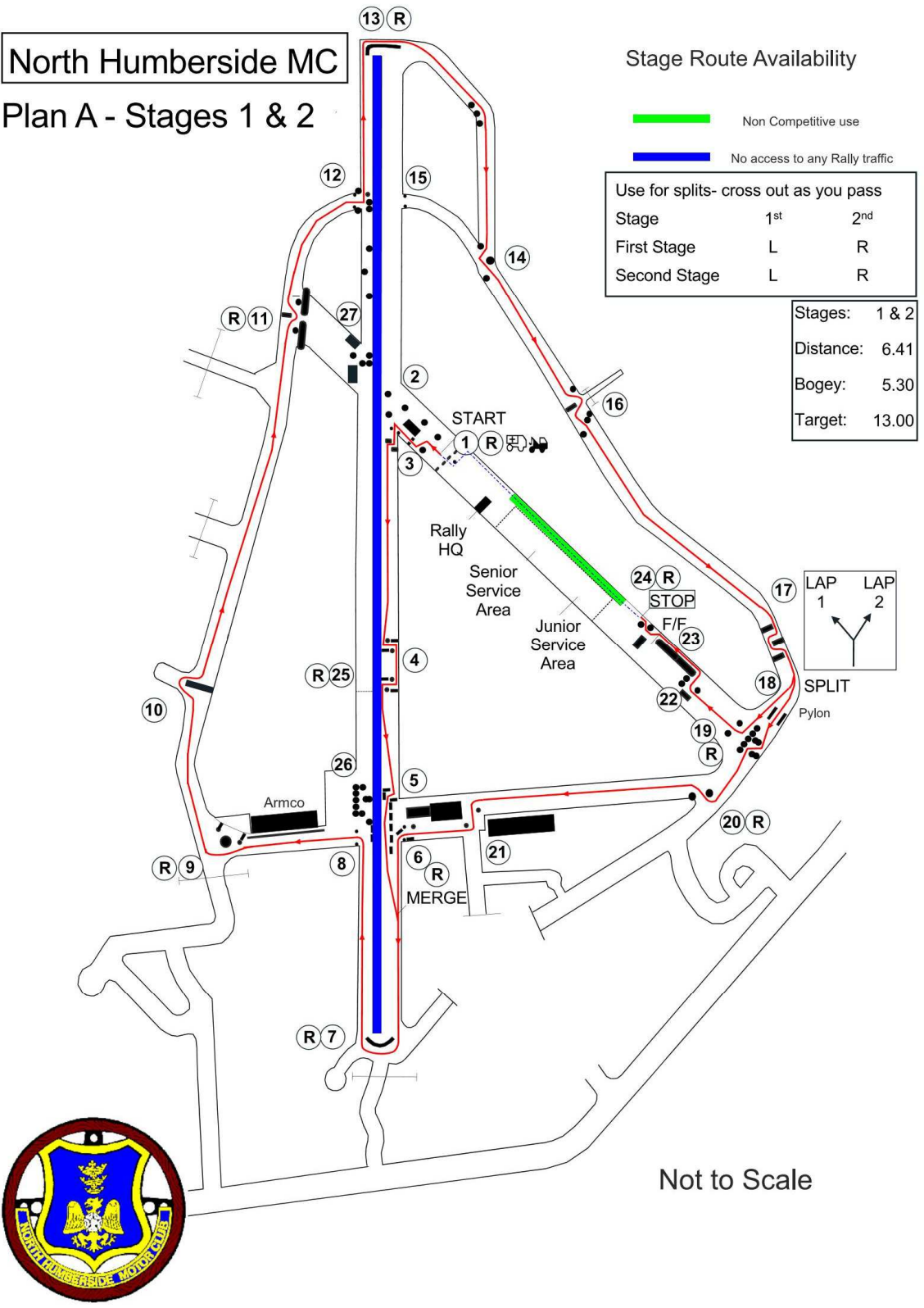
Plan A - Stages 1 & 2

Stage Route Availability

- █ Non Competitive use
- █ No access to any Rally traffic

Use for splits- cross out as you pass		
Stage	1 st	2 nd
First Stage	L	R
Second Stage	L	R

Stages:	1 & 2
Distance:	6.41
Bogey:	5.30
Target:	13.00



Not to Scale



North Humberside MC

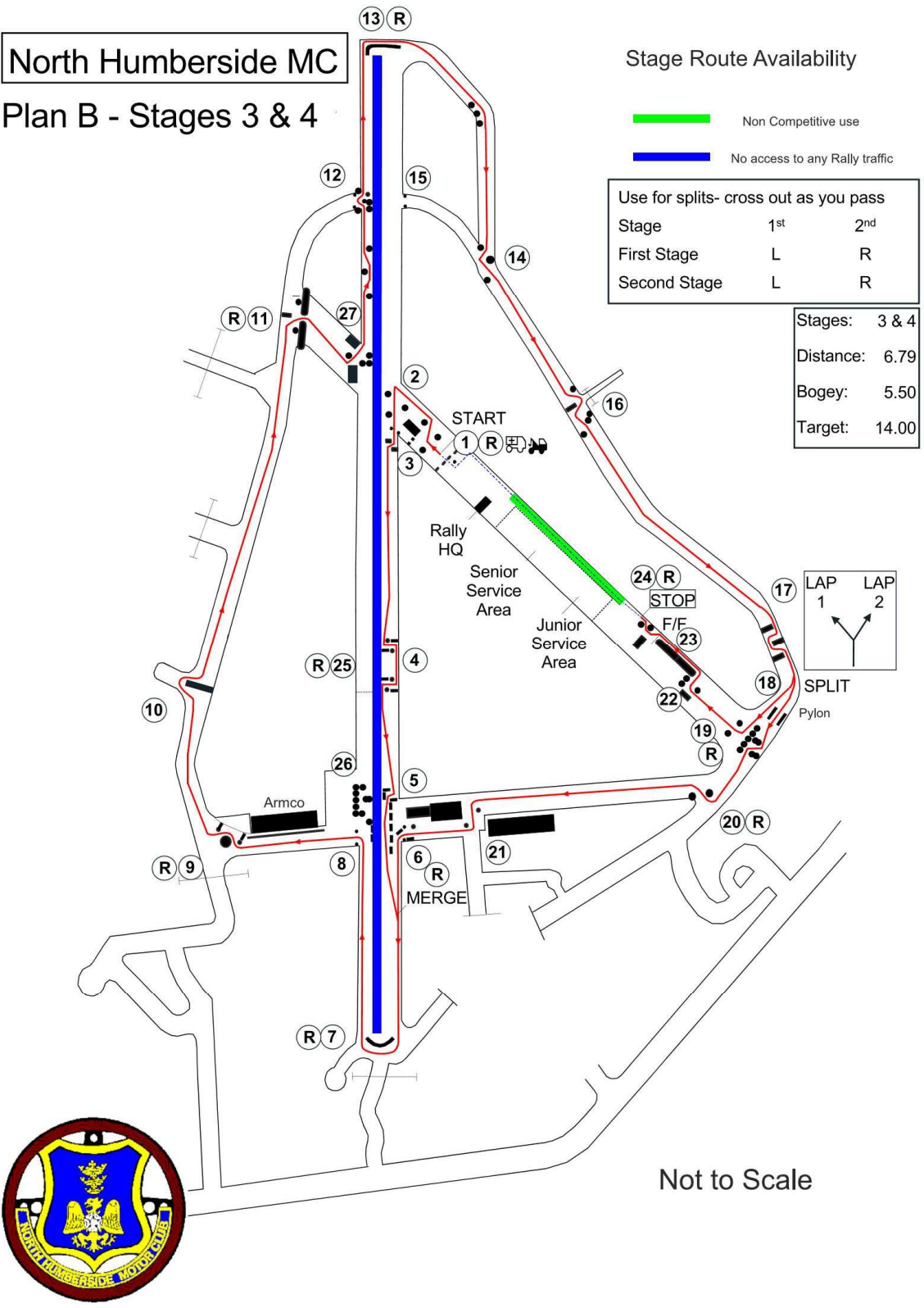
Plan B - Stages 3 & 4

Stage Route Availability

- █ Non Competitive use
- █ No access to any Rally traffic

Use for splits- cross out as you pass		
Stage	1 st	2 nd
First Stage	L	R
Second Stage	L	R

Stages:	3 & 4
Distance:	6.79
Bogey:	5.50
Target:	14.00



Not to Scale



North Humberside MC

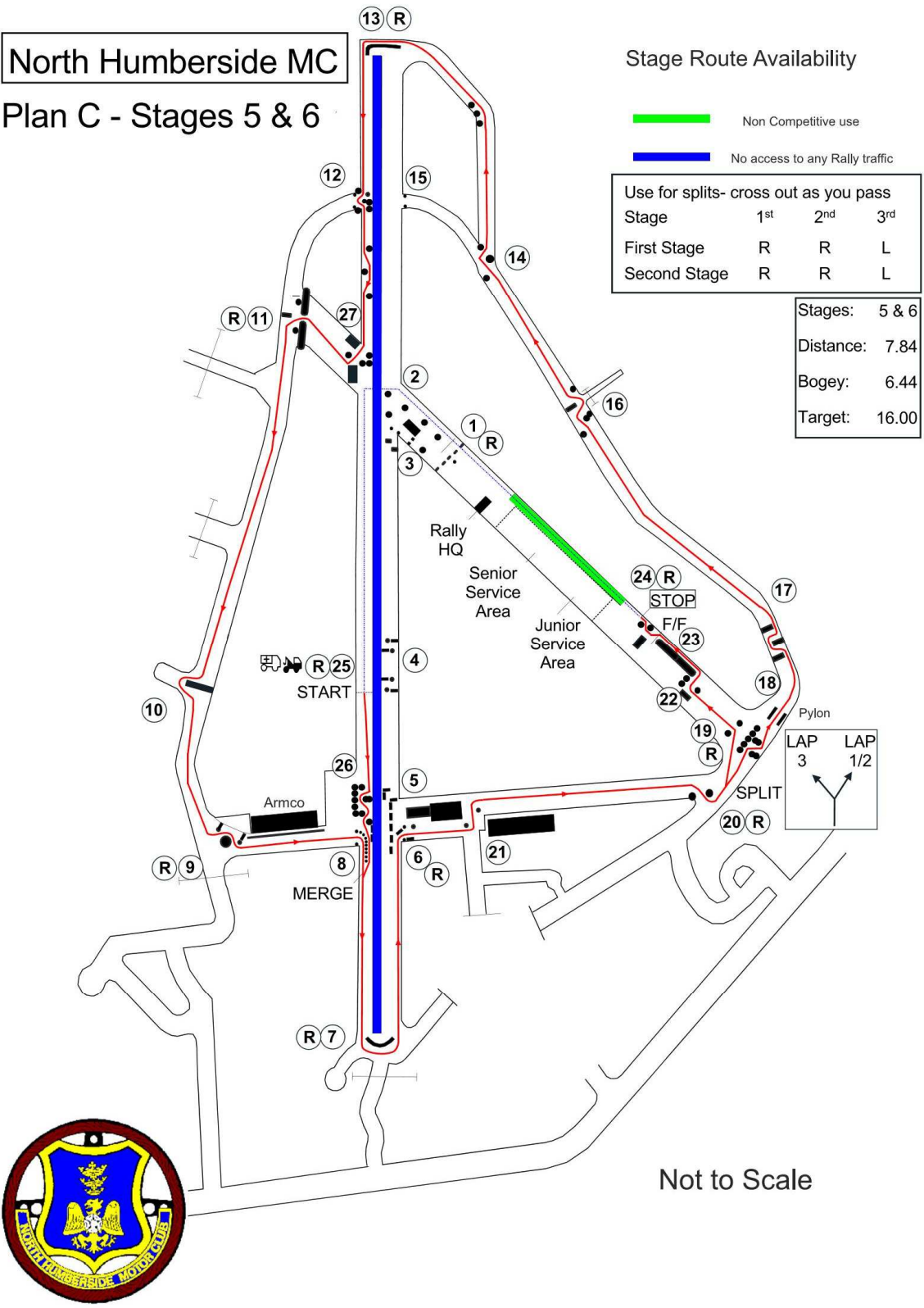
Plan C - Stages 5 & 6

Stage Route Availability

- █ Non Competitive use
- █ No access to any Rally traffic

Use for splits- cross out as you pass			
Stage	1 st	2 nd	3 rd
First Stage	R	R	L
Second Stage	R	R	L

Stages:	5 & 6
Distance:	7.84
Bogey:	6.44
Target:	16.00



North Humberside MC

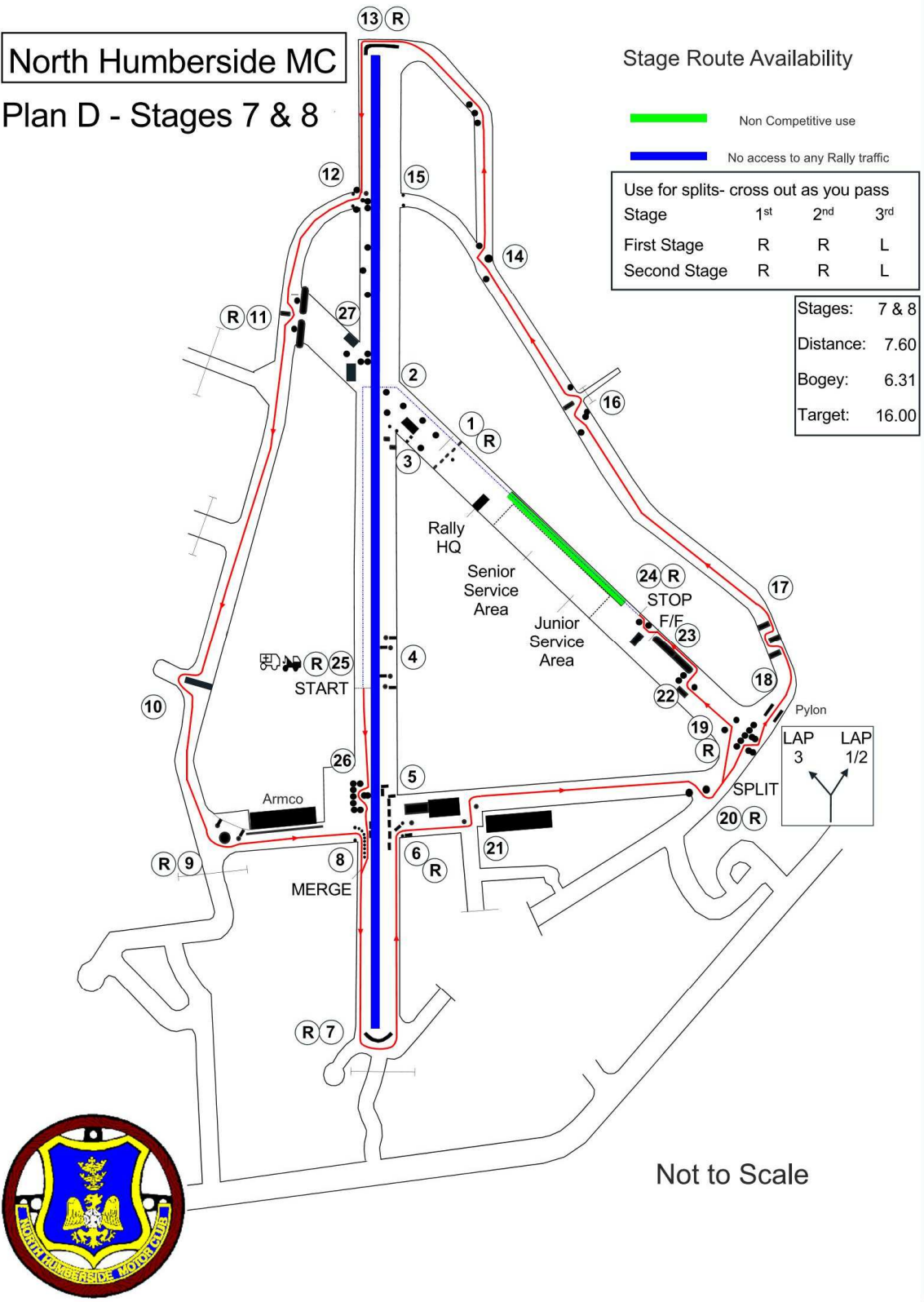
Plan D - Stages 7 & 8

Stage Route Availability

- █ Non Competitive use
- █ No access to any Rally traffic

Use for splits- cross out as you pass			
Stage	1 st	2 nd	3 rd
First Stage	R	R	L
Second Stage	R	R	L

Stages:	7 & 8
Distance:	7.60
Bogey:	6.31
Target:	16.00



Not to Scale

If you do not make it to the last stage, please fill in this damage declaration and hand it in. There is a damage declaration on the back of the last Time Card if you get that far.

Damage Declaration

CAR Number

***I have*/have not* been involved in
any incident causing damage to third party property***
Please give details below if appropriate

Reason for retirement

Driver's Signature.....

RESULTS QUERY FORM

CAR Number

Please hand in to the results team

Signature

Name (Print)

SPECTATE SAFELY!



ARI
NEEDS
YOU
TO

Be alert!

Always expect the unexpected

Stay at the designated spectator areas

Remember that in an accident anything can happen

Always follow the instructions of the marshals

Your safety – Your life

ONLY A SAFE RALLY IS A GOOD RALLY

#AriNeedsYou



motorsportuk.org